

3º ano

ENSINO FUNDAMENTAL

Anos Iniciais



Língua Inglesa


**EDITORA
POSITIVO**

Curitiba - 2019

Para visualizar este livro em formato digital,
digite no site

<http://maiscores.editorapositivo.com.br/>

a chave de acesso que está localizada na
primeira página do livro de Língua Portuguesa.

Dados Internacionais para Catalogação na Publicação (CIP)
(Maria Teresa A. Gonzati / CRB 9-1584 / Curitiba, PR, Brasil)

R484 Ribeiro, Paula de S. B. Stechman.

Mais cores : solução educacional : 3º ano : língua inglesa / Paula de S. B. Stechman Ribeiro ; ilustrações Cacá França, Evandro Marenda. – Curitiba : Positivo, 2019.

: il.

ISBN 978-65-5051-176-0 (Livro do aluno)

ISBN 978-65-5051-175-3 (Livro do professor)

1. Educação. 2. Língua inglesa. 3. Ensino fundamental – Currículos. I. França, Cacá. II. Marenda, Evandro. III. Título.

CDD 370

©Positivo Soluções Didáticas Ltda., 2019

Diretor-Geral

Emerson Walter dos Santos



Diretor Editorial

Joseph Razouk Junior



Gerente Editorial

Júlio Röcker Neto



Gerente de Produção Editorial

Cláudio Espósito Godoy



Coordenação Editorial

Silvia Eliana Dumont



Coordenação de Arte

Elvira Fogaça Cilka

Coordenação de Iconografia

Janine Perucci



Autoria

Paula de S. B. Stechman Ribeiro



Edição

Anparo – Consultoria Pedagógica Ltda.



Revisão

Anparo – Consultoria Pedagógica Ltda.

Edição de Arte

Marcelo de Oliveira



Projeto Gráfico

Flávia Vianna

Imagens: Shutterstock/Penguin_house;
Shutterstock/Faenkova Elena



Editoração

YAN Comunicação



Ilustrações

Cacá França e Evandro Marenda



Pesquisa Iconográfica

Ângela D. Barbara



Engenharia de Produto

Solange Szabelski Druszcz

Produção

Positivo Soluções Didáticas Ltda.

Rua Major Heitor Guimarães, 174 – Seminário

80440-120 – Curitiba – PR

Tel.: (0xx41) 3312-3500

Site: www.editorapositivo.com.br/maiscores



Impressão e acabamento

Gráfica e Editora Posigraf Ltda.

Rua Senador Accioly Filho, 431/500 – CIC

81310-000 – Curitiba – PR

Tel.: (0xx41) 3212-5451

E-mail: posigraf@positivo.com.br

2020

LÍNGUA INGLESA



SUMÁRIO

1. Happy birthday!	5
Numbers, shapes and colors	13
2. Let's go to the zoo	22
Numbers, shapes and colors	31
3. What are you wearing?	35
Numbers, shapes and colors	48
4. Move your body	54
Numbers, shapes and colors	64
Review	69



1. Happy birthday!



Evandro Marendá, 2016. Digital.

- » When is your birthday?
Quando é seu aniversário?
- » How old are you?
Quantos anos você tem?
- » Do you like presents?
Você gosta de presentes?





ACTIVITIES



1 How old are you? Draw the candles.

Quantos anos você tem? Desenhe bolos com a quantidade de velas correspondente à idade de dois colegas.

How old are you, _____?

How old are you, _____?

2 What is it? Look the words and complete.

O que é isto? Observe as palavras e complete as frases.

skateboard cap book plane
puzzle backpack T-shirt watch



Ilustrações: Evandro Marenha, 2016. Digital.



It's a _____.



It's a _____.



It's a _____.



It's a _____.



It's a _____.



It's a _____.



It's a _____.



It's a _____.

3 Read and create.

Leia e crie um convite de aniversário.

Evandro Marenha, 2016. Digital.



4 Complete the table and draw.

Complete a tabela com os dias da semana e desenhe as atividades que você costuma realizar em cada dia.

Sunday	
Tuesday	
Wednesday	
Thursday	
Saturday	



5 Read and match.

Leia os balões de pensamento e ligue os personagens aos presentes que cada um deseja dar a Silvia em seu aniversário.

HMM... A CAP!

A T-SHIRT!

A BACKPACK!

AH! A WATCH!

A BOOK. I LOVE BOOKS!

Gift items: skateboard, puzzle pieces, backpack, book 'FISH', watch, cap, airplane, t-shirt.

Evandro Marendá, 2016. Digital.

6 Find the presents and circle the words.

Encontre os presentes escondidos na cena e circule o nome deles.



backpack doll skateboard
ball puzzle teddy bear
book plane robot T-shirt
watch

Evandro Marendia, 2016. Digital

7 Can you name it?

Você sabe o nome disso? Escreva-o e confirme com o professor.

©Shutterstock/3DMAVR



©Shutterstock/Africa Studio



©Shutterstock/kekalyaynen



©Shutterstock/Everything



©Shutterstock/Olga Popova



Numbers, shapes and colors

- 1 Look and color!
Observe e pinte!



Ilustrações: Evandro Marendá.
2016. Digital.

2 Color and write.

Pinte os animais com as cores indicadas nos potes de tinta. Depois, reescreva as frases abaixo nos balões de fala.

»» A brown cow.

»» A pink duck.

»» A black and white dog.

»» A gray rabbit.



Evandro Warena. 2016. Digital.

3 Write the colors.

Escreva o nome das cores secundárias.


Evandro Marenha, 2016. Digital.




4 Draw and color.

Desenhe e pinte.

A green T-shirt.







A purple cap.



5 Color and write.

Pinte as figuras com as cores indicadas nos pincéis e escreva os nomes dos animais e das cores resultantes.

COLOR BLENDING			
			
			
			
			

Evandro Marendá, 2016. Digital.



6 Write the numbers. Read and choose YES or NO.

Escreva o nome dos números de 1 a 10. Leia e escolha YES para as frases verdadeiras e NO para as falsas, conforme a ilustração.

1 - _____

6 - _____

2 - _____

7 - _____

3 - _____

8 - _____

4 - _____

9 - _____

5 - _____

10 - _____



Evandro Marenha, 2016. Digital.



	YES	NO
Number five is a dog.		
Number eight is a bird.		
Number three is a duck.		
Number nine is a cat.		
Number eight is a fish.		

7 Read and number.

Leia as frases e escreva o número correspondente a cada peixe.

- A green and gray fish.
- A brown and yellow fish.
- A red and white fish.
- A blue and pink fish.
- A black and purple fish.



Evandro Marenca, 2016, Digital.

- 8 Listen and color the birds.
Ouça as orientações e pinte os pássaros.



Evandro Marendá, 2016. Digital.

9

Count and complete the chart.

Encontre e conte os animais. Depois, complete o quadro.



Evandro Marendá, 2016. Digital



	How many...?
Yellow cats	
Orange fish	
Red cats	
Purple fish	
White dogs	
Blue birds	
Black dogs	
Pink birds	

- 10** Do the math and draw.
Faça as contas e desenhe os resultados.




a) Two fish + four fish =

b) Five birds + four birds =

c) One cat + one cat =

d) Six ducks + two ducks =

2. Let's go to the zoo



- » Have you ever been to the zoo?
Você já foi ao zoológico alguma vez?
- » What is your favorite animal?
Qual é seu animal favorito?



ACTIVITIES

- 1 What is your favorite animal? Draw.
Qual é seu animal favorito? Desenhe-o.



What is your favorite animal?

It is a/an _____.

COLEÇÃO Solução Educacional

- 2 Look!
Observe!



Evandro Marendia, 2016. Digital.



Evandro Marenha, 2016. Digital.

3

Let's practice!

Vamos praticar!



Evandro Marenha, 2016, Digital.



©Shutterstock/Mogens Trolle



©iStockphoto.com/Britta Kasholm-Tiengye

Is it a zebra? _____

Is it a lion? _____



©Shutterstock/Gerrit_de_Vries



©Wikimedia Commons/Chensiyuan

Is it a monkey? _____

Is it a monkey? _____



©Shutterstock/MartinMaritz



©Shutterstock/neelsky

Is it a hippo? _____

Is it a tiger? _____



©iStockphoto.com/Kenneth Carrin



©Shutterstock/ACaLu

Is it an elephant? _____

Is it a bear? _____

4 Look and choose the right answer.

Observe os detalhes nas fotos dos animais e assinale **X** nas respostas corretas.



Is it a tiger?

Yes, it is.

No, it isn't.



Is it a giraffe?

Yes, it is.

No, it isn't.



Is it an elephant?

Yes, it is.

No, it isn't.



Is it a bear?

Yes, it is.

No, it isn't.

5 Complete and number.

Complete as palavras. Depois, numere os animais na cena.

tiger – elephant – zebra – lion – monkey – hippo – giraffe – bear

1 _ _ p _ _

5 _ _ _ k _ _

2 z _ _ _ _


6 _ _ r _ _ f _

3 _ _ _ e _

7 _ _ _ p _ _ n _

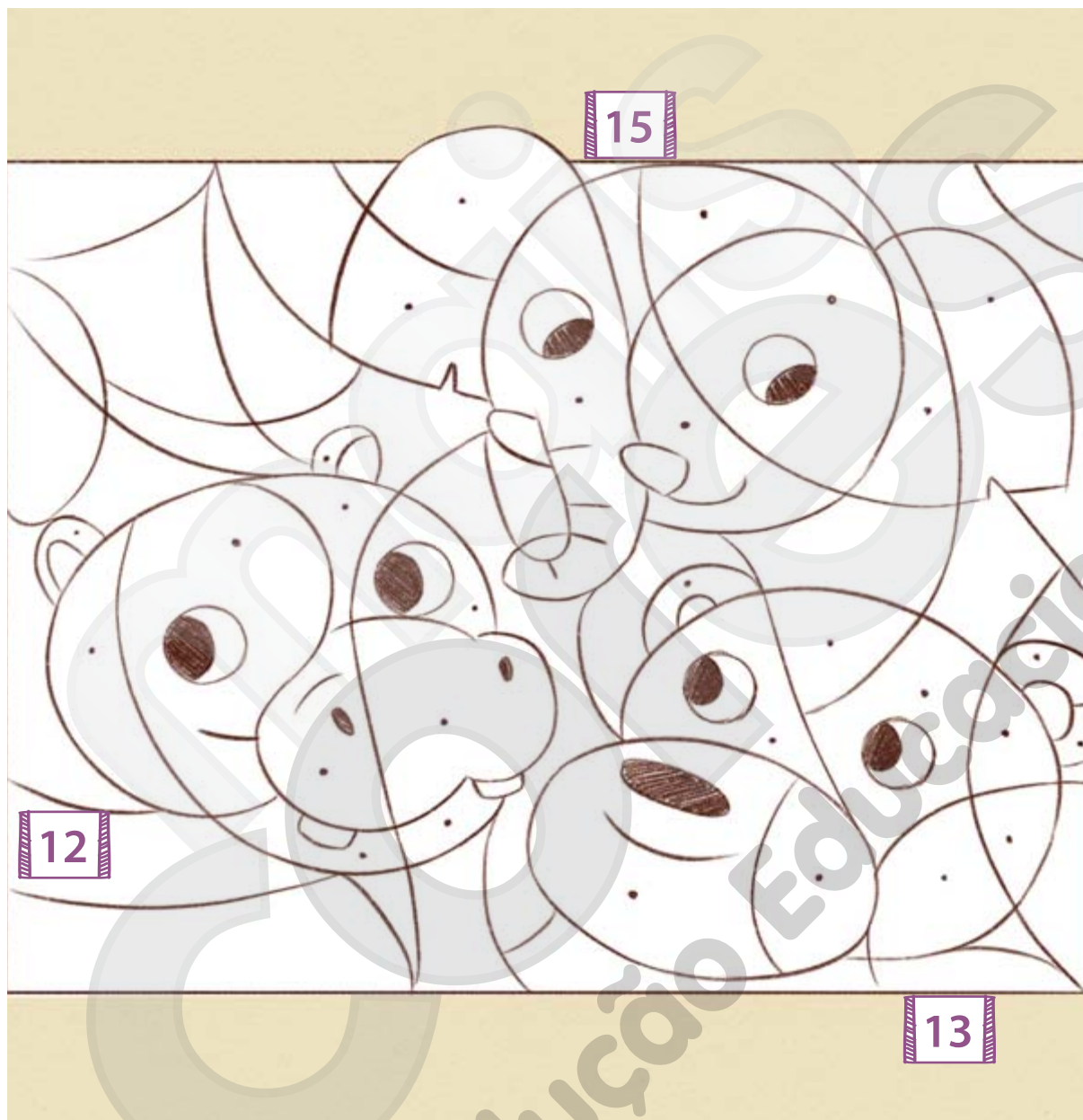
4 _ i _ _

8 b _ _ _ _



6 Color the dots and answer.

Pinte os espaços assinalados e descubra os animais. Responda às perguntas.



Evandro Marenha, 2016. Digital.

Number twelve. Is it a hippo? _____

Number fifteen. Is it a zebra? _____

Number thirteen. Is it a giraffe? _____

7 Circle the words and write.

Circule e escreva o nome dos animais listados na tromba do elefante.



Evandro Marendá. 2016. Digital.

Numbers, shapes and colors



1 Count and write.

Escreva o nome dos números em inglês. Depois, conte os animais na ilustração e escreva cada nome ao lado da quantidade correta.


11 - _____

14 - _____

12 - _____

15 - _____

13 - _____



Evandro Marenha, 2016. Digital.



Twelve _____.

Fourteen _____.

Eleven _____.

Fifteen _____.

Thirteen _____.

- 2 Look!
Observe!

SARA'S DAY



3 Look and match.

Observe e ligue os relógios às cenas corretas.



4 Write the greetings.

Escreva os cumprimentos de acordo com as ilustrações.

Good afternoon!


Good morning!

Good night!

Good evening!



3. What are you wearing?



Evandro Marenha, 2016. Digital.

- » What are they wearing?
O que eles estão vestindo?
- » How are they feeling?
Como eles estão se sentindo?
- » Are they happy?
Eles estão felizes?



ACTIVITIES



- 1 Look!
Observe!



Evandro Marendá, 2016. Digital.



2 Look and write.

Observe as imagens e escreva o nome de cada item.

sneakers
a T-shirt

shorts
a dress

a cap
socks

jeans
a skirt

a jacket
shoes



©Shutterstock/Irina Rogova



©Shutterstock/Yganko



©Shutterstock/Africa Studio



©Shutterstock/kecirov



©P1magens/P1th



©Shutterstock/Nataly Lukhanina



©Shutterstock/Dmitri Ma



©P1magens/P1th



©Shutterstock/Elena Stepanova



©Shutterstock/glamour

3 Check and complete.

Assinale no quadro o que cada personagem está vestindo.

Depois, complete as frases.



	Alan	Jack	Lucy	Kate
T-shirt				
cap				
skirt				
jeans				
dress				
shorts				
jacket				
socks				
shoes				
sneakers				



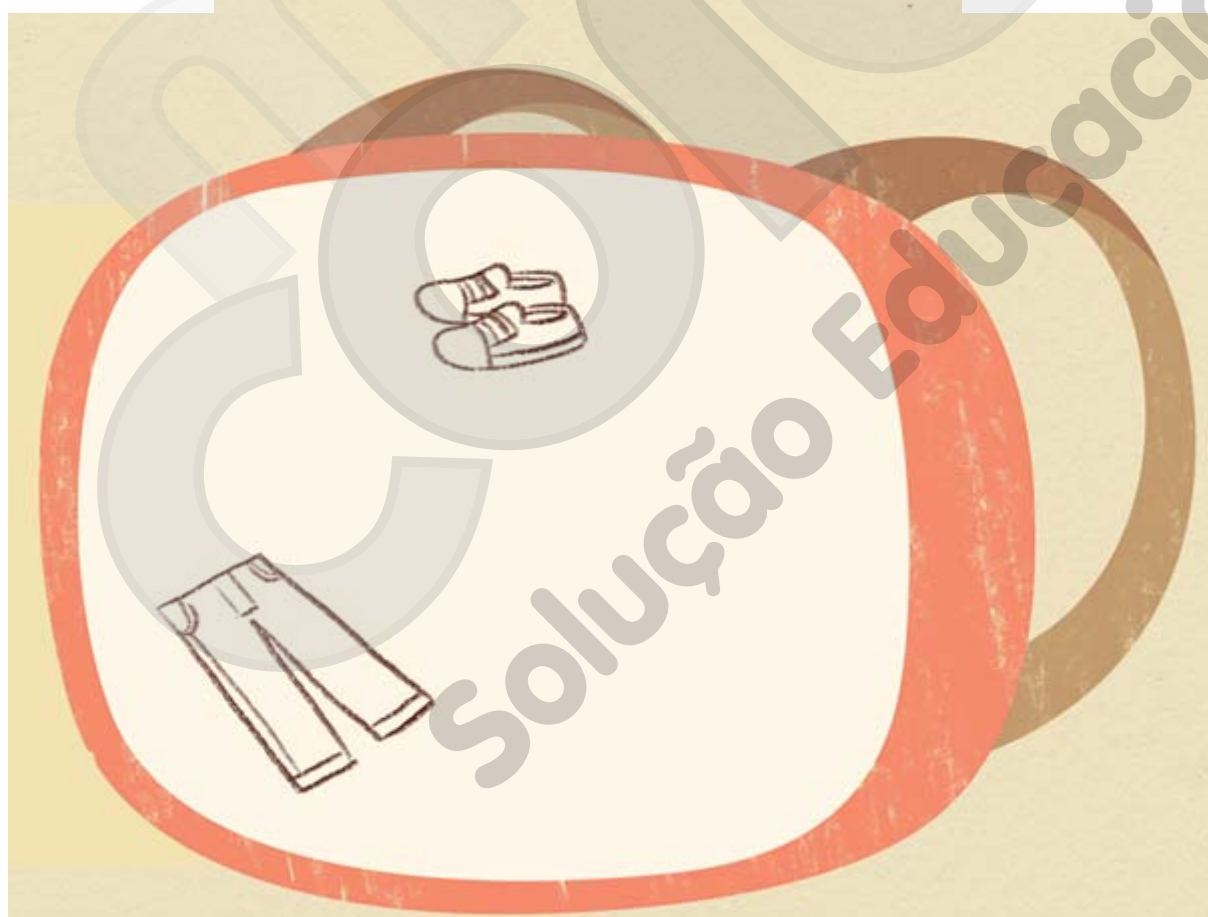
SHE'S WEARING A _____
AND A CAP.

HE'S WEARING A _____
AND _____

Ilustrações: Evandro Marenha, 2016. Digital.

4 Read and draw.

Leia a lista feita por Alan, com itens para levar ao acampamento, e desene o que ainda falta colocar na mochila.



5

What are you wearing? Draw and write.

O que você está vestindo? Desenhe e escreva.

What are you wearing?



6 Look!
Observe!



Evandro Marendá, 2016. Digital.

7 Match.

Observe a imagem e ligue os balões de pensamento às fotos das crianças.



8 Look and complete.

Observe a cena e complete as frases conforme as sensações expressas pelos personagens.

- sad
- happy
- hungry
- cold
- hot
- thirsty
- tired



9

Let's practice.

Vamos praticar.



Evandro Marendá, 2016. Digital.



hamburger
sandwich
pizza
pear

apple
hot dog
soda
water

milk
oranje juice
ice cream



10 Follow the lines and complete the sentences.

Siga o traçado das linhas para descobrir o pedido de cada personagem. Em seguida, complete as frases.



Evandro Marendá, 2016. Digital.

11 Complete.

Complete as frases com o nome do alimento preferido de cada criança.

hot dogs

milk

pizza

orange juice

ice cream

pears

apples

hamburgers

sandwich



I LIKE _____, BUT

I DON'T LIKE _____.



I LIKE _____, BUT

I DON'T LIKE _____.



I LIKE _____, BUT

I DON'T LIKE _____.



I LIKE _____, BUT

I DON'T LIKE _____.

12 Your turn! What do you like? Draw and complete.

Agora é sua vez! Do que você gosta? Desenhe e complete.


I LIKE _____, BUT
I DON'T LIKE _____.



Numbers, shapes and colors

1 Match and complete.

Ligue as crianças a suas peças de vestuário. Em seguida, complete as frases.



cap jeans jacket shoes
shorts skirt sneakers T-shirt

- Vivian is wearing red _____.
- Fred is wearing gray _____.
- Peter is wearing a purple _____.
- Jane is wearing a brown _____.



2 Read and number.

Leia as falas e numere as peças do vestuário mencionadas.



Ilustrações: Evandro Maenada, 2016. Digital.



3 Read and complete.

Leia os diálogos e complete as frases de acordo com a ilustração.

T-shirt

shorts

skirt

dress

cap

jacket

shoes

sneakers

socks


jeans





4 Read and choose.

Leia as descrições e escolha a imagem correta.

a) Daniel is wearing a blue T-shirt and a red cap.




b) Olivia is wearing a white T-shirt and a white cap.



c) Liam is wearing a black T-shirt and shorts.



d) Ashley is wearing a pink and white dress.



- 5 Draw a circle around clothing, a square around feelings and a triangle around food.

Desenhe círculos ao redor das roupas, quadrados nas expressões de sentimentos e triângulos nos alimentos.



6 Circle the odd one out. Draw.

Em cada item, circule a palavra que não combina com as outras.
Desenhe de acordo com as instruções.

a) dress apples socks T-shirt

b) hungry happy hamburger hot

Draw five _____ in a tree.

Draw a girl eating a _____.

c) happy sad thirsty water

d) jacket jeans shorts tired

Draw seven cups of _____.

Draw two friends feeling _____.

e) caps soda milk juice

f) shoes pizza sandwich pear

Draw three boys wearing _____.

Draw four _____ side by side.

4. Move your body



- » Do you know this picture?
Você conhece esse quadro?
- » What are the parts of the body?
Quais são as partes do corpo?
- » Can you count from 1 to 20 in English?
Você sabe contar de 1 a 20 em inglês?




ACTIVITIES



1 Label the body parts.

Nomeie as partes do corpo com as palavras correspondentes.

arm	ear	hair	finger
hand	foot	toe	mouth
eye	head	knee	shoulder
leg	nose	face	



Evandro Marenha, 2016, Digital.

2 Let's sing!

Vamos cantar!



HEAD, SHOULDERS, KNEES AND TOES



Head, shoulders, knees and toes,

Knees and toes.



Head, shoulders, knees and toes,

Knees and toes.



And eyes and ears and mouth and nose



Head, shoulders, knees and toes.

Evandro Maerenda, 2019. Digital.

3 Let's practice!
Vamos praticar!



Evandro Marendá, 2016. Digital.



4 Match.

Ligue os comandos às imagens correspondentes.

Arms up and down. •



Clap your hands. •



Close your eyes. •



Shake your head. •



Snap your fingers. •



Stamp your feet. •



Touch your toes. •




Jump. •



5 Read and write the numbers.

Leia as ações solicitadas pelo pai de Sara e escreva o número correspondente à ação que cada criança está realizando.

NUMBER SEVENTEEN, CLAP YOUR HANDS!
NUMBER TWELVE, SNAP YOUR FINGERS!
NUMBER TEN, CLOSE YOUR EYES!
NUMBER FOURTEEN, STAMP YOUR FEET!
NUMBER TWENTY, SHAKE YOUR HEAD!
NUMBER THIRTEEN, ARMS UP!



Evandro Marendá, 2016. Digital.

Sara is number _____.

Tom is number _____.

Silvia is number _____.

Jack is number _____.

Alan is number _____.

Lucy is number _____.

6 Match. Then, complete the sentences.

Relacione cada criança com seu bolo. Então, complete as falas com as idades indicadas.



Now let's count until 10.

Agora, conte até 10.

1	2	3	4	5	6	7	8	9	10
---	---	---	---	---	---	---	---	---	----

one	two	three	four	five	six	seven	eight	nine	ten
-----	-----	-------	------	------	-----	-------	-------	------	-----

7 Draw candles on the cake and complete the sentences.

Desenhe velas no bolo e complete as frases com seu nome e sua idade.



Evandro Marenha, 2016, Digital.

8 Let's practice!
Vamos praticar!

HOW OLD IS
HE?



©Shutterstock/Real Deal Photo

HOW OLD IS
SHE?



©Shutterstock/WBI



©Shutterstock/Neelila



©Shutterstock/stockphoto mania



9 Draw a friend and complete the sentence.

Desenhe um amigo ou uma amiga e escreva o nome e a idade dele ou dela.

Evandro Marenha, 2019, Digital.



This is _____.


He's/She's _____.



Numbers, shapes and colors

1 Color and complete.

Pinte o robô. Depois, complete as frases dando-lhe um nome e escrevendo quais foram as cores que você usou.




I'M A ROBOT.

MY NAME IS _____.

MY SHOULDERS ARE _____.

MY ARMS ARE _____ AND MY
HANDS ARE _____.

MY LEGS ARE _____, MY
KNEES ARE _____, AND MY
FEET ARE _____.



Evandro Marenha, 2016. Digital.

2 Read and answer.

Leia e responda.

a) Read the numbers.

Leia os números.



16	sixteen	17	seventeen	18	eighteen
19	nineteen	20	twenty		

b) Read, complete and answer.

Leia as informações contidas nos balões de fala e escreva o nome de cada personagem. Em seguida, responda às perguntas.

THAT'S SABRINA. SHE'S MY SISTER. SHE'S 14.

THAT'S EMILY. SHE'S MY SISTER. SHE'S 7.

THAT'S SAM. HE'S MY BROTHER. HE'S 19.

THAT'S CARLOS. HE'S MY BROTHER. HE'S 4.

Evandro Marendá, 2016. Digital.

How old is Sabrina? _____

How old is Carlos? _____

How old is Sam? _____

How old is Emily? _____

3 Trace the lines and choose.

Siga as linhas e descubra a cor da pipa correspondente a cada criança.
Em seguida, assinale o quadro.



Evandro Marenha, 2016. Digital.

	YES	NO
Number seventeen is brown.		
Number fifteen is yellow and blue.		
Number twenty is orange.		
Number eighteen is black.		
Number sixteen is gray.		
Number nineteen is purple.		

4 Complete and match.

Complete os vocábulos referentes aos numerais e relacione-os às frases conforme a expressão dos personagens na cena.

- eleven twelve thirteen fourteen fifteen
 sixteen seventeen eighteen nineteen twenty



Evandro Marenda, 2016. Digital.

- fi__tee__ •
 t__ent__ •
 __l__v__n •
 __o__rteen •
 __i__h__een •
 s__v__ntee__ •

- He's tired.
- He's hot.
- She's sad.
- She's happy.
- He's hungry.
- She's thirsty.

5 Solve the crossword puzzle.

Resolva a cruzadinha.

9 + 8

15 + 4

6 + 5

8 + 5

10 + 2

10 + 10

Ilustrações: Evandro Marenha, 2016. Digital.



REVIEW



1. Happy birthday!


1 Find and write.

Encontre no caça-palavras o nome dos presentes ilustrados. Em seguida, escreva cada palavra abaixo da imagem correta.

U	Z	E	P	U	Z	Z	L	E	C	E	N	U	B
P	U	K	S	A	K	T	O	A	A	R	M	K	A
R	I	W	T	B	P	B	M	G	T	W	A	D	C
S	K	A	T	E	B	O	A	R	D	Y	S	J	K
H	N	T	H	Z	Z	S	C	A	L	Ç	T	B	P
T	F	C	A	P	R	T	-	S	H	I	R	T	A
R	B	H	N	B	X	D	P	H	C	E	U	G	C
T	C	K	O	S	X	C	A	X	B	B	O	O	K















Evandro Marenica, 2016. Digital.

2 Draw and color.

Desenhe e pinte.

A yellow book.

A red skateboard.

3 Color: one green bird, one orange cat, one black dog, three brown rabbits and five purple fish.

Pinte: um pássaro verde, um gato laranja, um cachorro preto, três coelhos marrons e cinco peixes roxos.



©Shutterstock/John Takai

4 Look and answer.

Observe as imagens e responda às perguntas.

brown cap car green gray watch white orange

What color is it?



©Shutterstock/Africa Studio

It's _____!

What color is it?



©Shutterstock/kb-photodesign

It's _____ and _____!

What is it?



©Shutterstock/gatografia

It's a _____!

What is it?



©Shutterstock/lucy Liu

It's an _____!

What is it?



©Shutterstock/Kaya

It's a _____!

2. Let's go to the zoo

- 1 Complete the names.
Complete o nome dos animais.



_ear



_lephant



z__bra



t__ger



hipp__



lio__



monk__y



giraf__e

2 Look and choose.

Observe as imagens e escolha as respostas corretas.



Is it a hippo?

Yes, it is.

No, it isn't.




Is it a tiger?

Yes, it is.

No, it isn't.

3 Now look and write the answers.

Agora observe as imagens e escreva as respostas.



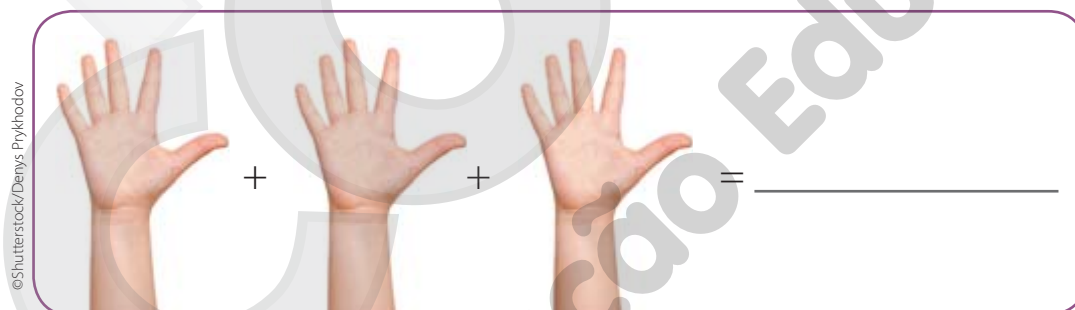


Is it a zebra?



Is it a bear?

4 Do the math and complete.

Faça as contas e complete com os resultados.



5 Match.

Ligue cada imagem à fala correspondente.



GOOD MORNING!

GOOD AFTERNOON!

GOOD EVENING!

GOOD NIGHT!



3. What are you wearing?



1 Read and color.

Leia as instruções e pinte as roupas.

a) What is Emily wearing?

She's wearing a pink skirt, a gray T-shirt, a blue jacket and red shoes.

b) What is Tom wearing?

He's wearing a green cap, brown shorts, an orange T-shirt, white socks and black sneakers.



Evandro Marená, 2016. Digital.

2 Match.

Relacione cada rosto à frase correspondente.



- I'm hot!
- I'm cold!
- I'm happy!
- I'm sad!
- I'm thirsty!
- I'm hungry!
- I'm tired!

Solução Educaciona



3 Solve the crossword puzzle.

Resolva a cruzadinha.

©Shutterstock/
margouillat photo



©Shutterstock/Roman
Samokhin



©Dreamstime/Thomas Perkins



©Shutterstock/
michaubryphoto



©123RF/ffong

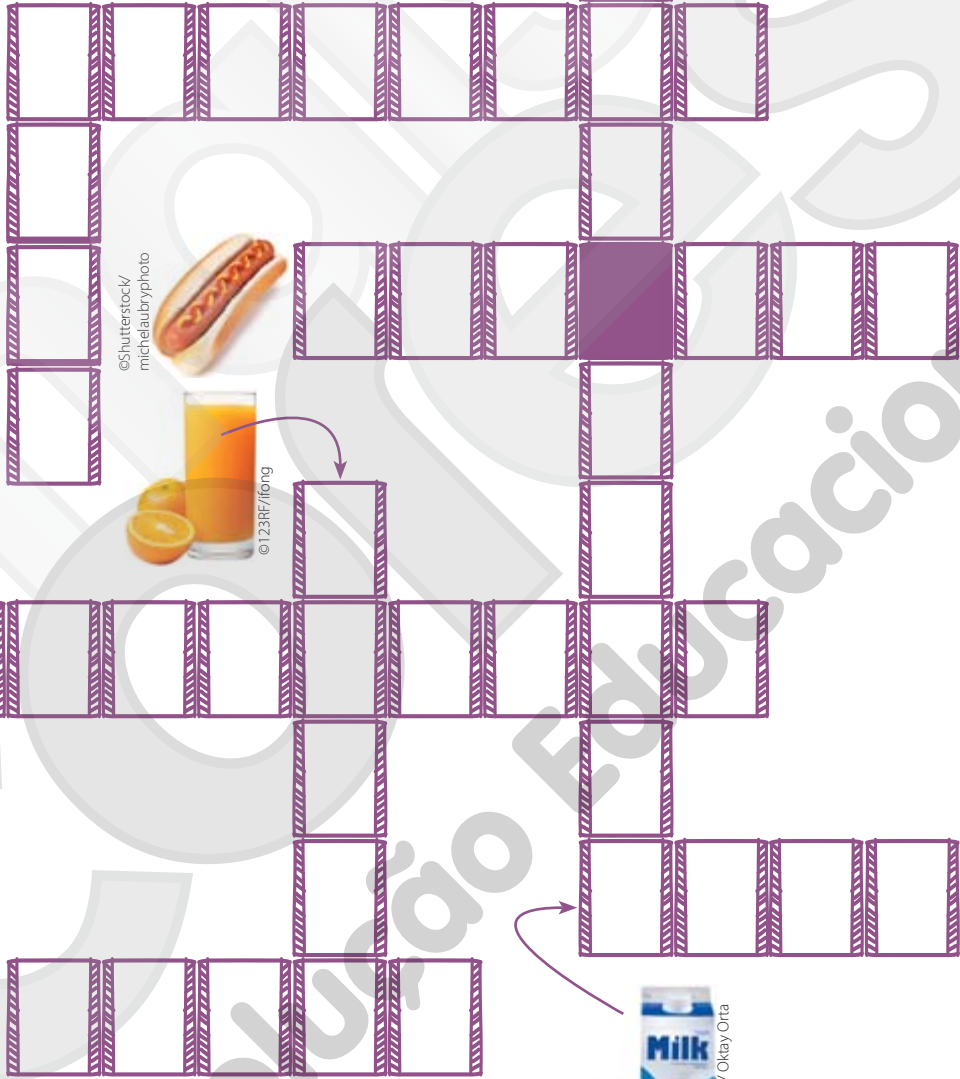
©Dreamstime/
Mjuzabor



©Shutterstock/design56



©Stockphoto.com.br/ Oklay Orita



4. Move your body



1 Circle the words and write.

Separe o nome de partes do corpo e escreva cada um no espaço correspondente.

shoulder arm knee foot leg finger toe hand head



2 Match.

Ligue cada parte do rosto ao respectivo nome.

- ear •
- eye •
- hair •
- face •
- nose •
- mouth •



3 Look and choose.

Observe as imagens e escolha a alternativa correta.



Stamp your feet!



Clap your hands!



Close your eyes!



Close your mouth!



Shake your head!




Touch your head!

4 Look and complete.

Observe as imagens e complete as frases.



She's _____!



She's number _____!



He's number _____!



He's _____!